

KM 120/150 R



Industrial Sweeper with Hydraulic Dump

High-performance sweeping class with comfortable functions





KM 120/150 R



Battery or LPG-powered ride-on sweeper built for tough applications with high dump.

The KM 120/150 R sweepers are industrial-duty, ride-on sweepers featuring Kärcher's EASY™ Operation system that allows a single knob to control all sweeping functions greatly reducing the time needed to train personnel. The KM 120/150 R features a completely adjustable roller brush; adjustable vacuum power; forward and reverse drive; heavy-duty, durable and dependable hydraulic container lift that is cable free as well as a variety of optional accessories to customize or modify the unit for numerous interior and exterior specialty sweeping functions.



1 Main roller brush with ECO function

- Adjustable main broom - fixed or floating
- Fast main roller brush changeover without the need for tools.
- Increased main roller brush durability; reduced sweeping costs.
- After switching off the engine or roller brush, the sweeper automatically returns to a fixed position.

2 Hydraulic container lift

- Hydraulic container lift from 1.6 to 4.9 ft.
- Low dust emissions.
- Easy container cleaning.
- 39.6 gallon waste container.

3 Comfortable operation

- Access from both sides.
- Reduced access height.
- Adjustable steering wheel and seat.
- Comfortable armrest.

4 Working lights


- Also suitable for use at dusk (e.g. in winter months).
- Increased working safety.

5 Patented Dust Filter

- Water-resistant synthetic pleated filter is 99.5% efficient!

6 Simple Control Knob

- Easy to understand, no confusion
- Variable Speed in Forward and Reverse for different spaces and operators



7 Side Broom Control

- Lever on control panel lowers and raises side broom
- Litter Gate Foot Pedal Control opens sweeping chamber to accept larger debris

8 Overthrow style sweeping

- Allows large hopper to be filled right up to the 39.6 gallon capacity

9 Optional Broom Accessories

- Soft Main Broom - for fine dust
- Hard Main Broom - for heavier objects
- Soft Side Broom
- Hard Side Broom

10 Equipment Options

- Overhead guard
- Weather Cab (LPG models only)

Technical data

KM 120/150 R Lpg
KM 120/150 R Lpg 2SB

KM 120/150 R Bp
KM 120/150 R Bp 2SB

- Ergonomic operating concept
- Adjustable main roller brush – fixed or floating
- Automatic cleaning system (optional)
- Ergonomic operating concept
- Adjustable main roller brush – fixed or floating
- Automatic cleaning system (optional)

Technical data

Drive	4-stroke LPG engine / Honda	DC motor
Power	GX390 11 HP**	24 V / 2.3 kW
Max. area performance	103,334 / 124,860 ft ² /hr (9,600 / 11,600 m ² /hr)	77,500 / 93,645 ft ² /hr (7,200 / 8,700 m ² /hr)
Working width (main broom)	33.5" (850 mm)	33.5" (850 mm)
Working width with 1 or 2 side brushes	47" / 57" (1,200 mm / 1,450 mm)	47" / 57" (1,200 mm / 1,450 mm)
Waste container	5.3 ft ³ (150 m ³)	5.3 ft ³ (150 m ³)
Climbing ability	18 %	12 %
Working speed	5 mph (8 km/h)	3.7 mph (6 km/h)
Filter area	97 ft ² (9 m ²)	97 ft ² (9 m ²)
Weight* lbs.	1,323 lbs. / 1,345 lbs. (600 kg / 610 kg)	1,058 lbs / 1,080 lbs (480 / 490)
Dimensions (L x W x H)	74.8" x 48.1" x 54.7" (1,900 mm x 1,223 mm x 1,390 mm)	74.8" x 48.1" x 54.7" (1,900 mm x 1,223 mm x 1,390 mm)

Equipment

Round polyester filter	■	■
Manual / automatic filter cleaning system	■ / □	■ / □
Adjustable main roller brush	■	■
Floating main roller brush	■	■
Adjustable suction power	■	■
Battery and charger included	-	□
Hydraulic container lift	■	■
Order No.	Base Model* 9.840-859.0 9.841-127.0	1.511-109.0 1.511-209.0
No Batteries (includes battery connectors)		9.840-891.0
360 AH Batteries		9.840-763.0 9.841-128.0
312 AH AGM Batteries		9.840-764.0 9.841-129.0

■ Included in delivery. * Base model machine does not include batteries or charger. *Weight without batteries installed ** Net horsepower per manufacturer's ratings



makes a difference

Your Authorized Kärcher Floor Care Dealer:



**124 Sylvania Place
South Plainfield, NJ 07080
908-769-0034**

Kärcher Commercial
Phone 888-805-9852
Fax 800-248-8409
info@karchercommercial.com
www.karchercommercial.com